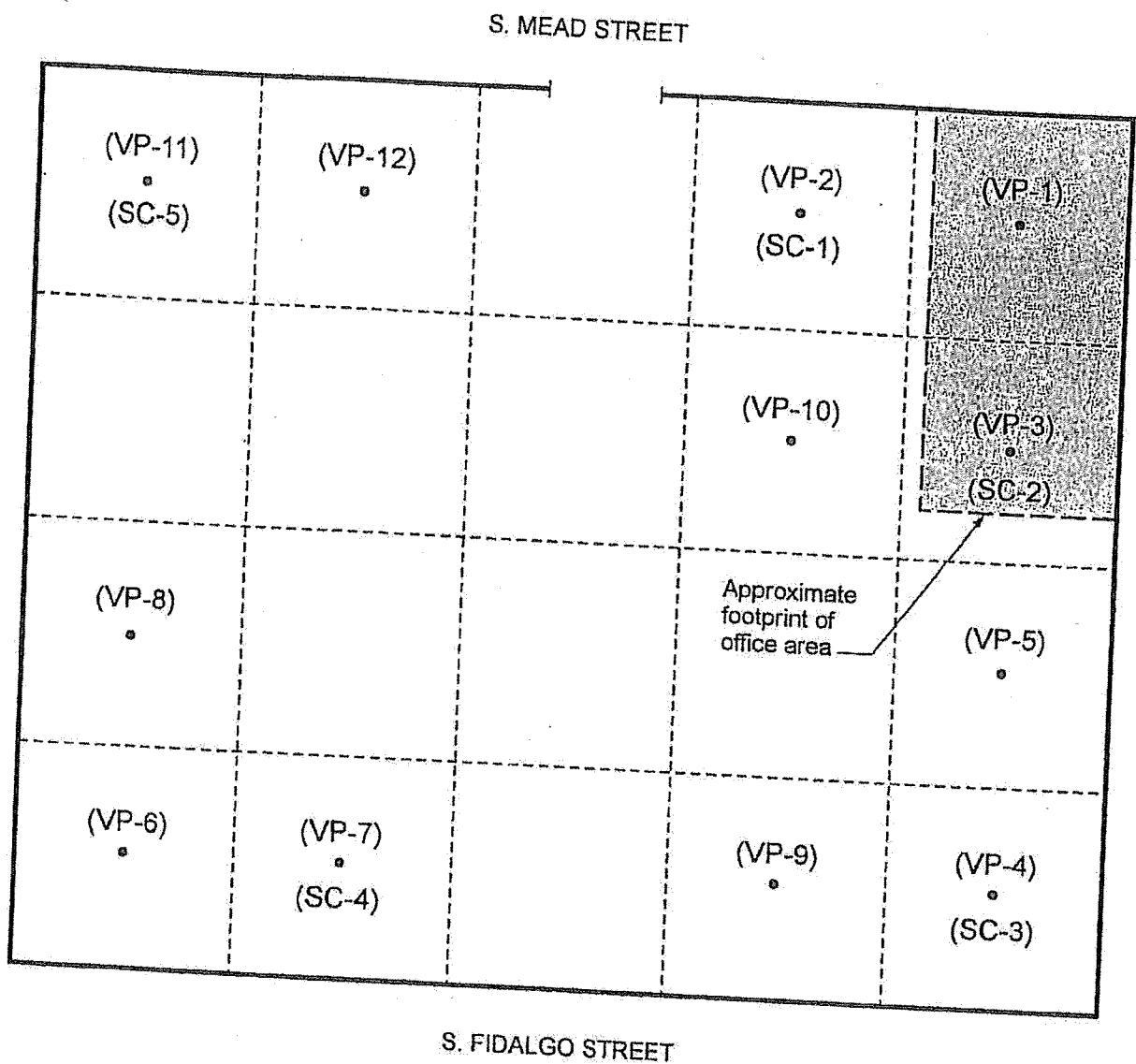


APPENDIX E
SOIL VAPOR AND GORE SORBER SAMPLE LOCATIONS
AND ANALYTICAL RESULTS

REMEDIAL INVESTIGATION WORK PLAN
Capital Industries, Inc.
5801 Third Avenue South
Seattle, Washington

Farallon PN: 457-004



LEGEND

- Sample Location
- (VP) On-Site Lab Soil Vapor Sample
- (SC) Off-Site Lab Summa Canister Sample

NOT TO SCALE



| | | |
|--|---|---|
| Environmental Consulting Services, Inc. | Capital Industries, Inc. Seattle, Washington | Location of Soil Vapor Samples Beneath Plant 2 |
|--|---|---|

Table 4-1
Soil Vapor Results Below Plant 2

| Sample Number | VP-1 | VP-2 | VP-3 | VP-4 | VP-5 | VP-6 | VP-7 | VP-8 | VP-9 | VP-10 | VP-11 | VP-12 | Average |
|---------------|------|------|------|------|------|------|------|------|------|-------|-------|-------|---------|
| Compound | | | | | | | | | | | | | |
| Benzene | 4.9 | 5 | 5 | 5 | 5 | 5 | 5 | 5 | 5 | 5 | 5 | 5 | 5 |
| Toluene | 5.7 | 6 | 6 | 180 | 498 | 6 | 6 | 6 | 6 | 6 | 38 | 6 | 64 |
| Ethyl Benzene | 6.6 | 7 | 7 | 530 | 1236 | 146 | 7 | 7 | 7 | 7 | 7 | 7 | 164 |
| Total Xylenes | 6.6 | 7 | 7 | 1059 | 5739 | 7 | 7 | 7 | 181 | 7 | 119 | 7 | 596 |
| Cis-12DCE | 6.0 | 6 | 6 | 76 | 6 | 6 | 6 | 6 | 6 | 6 | 6 | 6 | 12 |
| Trans-12DE | 6.03 | 6 | 6 | 442 | 6 | 6 | 6 | 6 | 6 | 6 | 6 | 6 | 42 |
| TCE | 8.19 | 8 | 8 | 8 | 8 | 8 | 60 | 8 | 8 | 8 | 36 | 8 | 15 |
| PCE | 10.3 | 10 | 83 | 614 | 35 | 248 | 145 | 117 | 214 | 179 | 172 | 165 | 166 |
| VC | 52.0 | 52 | 52 | 52 | 52 | 52 | 52 | 52 | 52 | 52 | 52 | 52 | 52 |

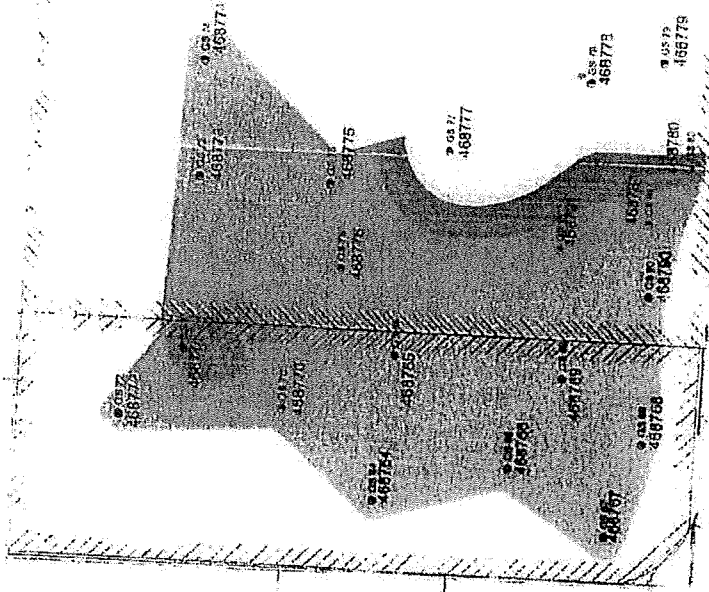
Notes:

Units in $\mu\text{g}/\text{m}^3$.

Bold numbers = results above MDL.

| |
|---------|
| 322.107 |
| 202.518 |
| 127.321 |
| 80.048 |
| 50.327 |
| 31.641 |
| 19.893 |
| 12.607 |
| 7.863 |
| 4.954 |
| 3.108 |
| 1.954 |
| 1.228 |
| 0.772 |
| 0.488 |
| 0.305 |
| 0.192 |
| 0.121 |
| 0.076 |
| 0.048 |
| 0.030 |

PCE
[µg]



GORETTM1 Module
Location
PCE # 2
490174

Map: The firm retains the right to use this map for any purpose without notice to the client.

Environmental
Consulting
Services, Inc.

11000 1st Avenue, Suite 1000
Seattle, WA 98101
Phone: 206.462.1234

Capital Industries
Seattle Washington

Figure 5-6a
PCE in Sorbers Plant 2 and Plant 2 canopy

| |
|-------------------|
| 5.628 |
| 5.547 |
| 0.477 |
| 0.416 |
| 3.362 |
| 6.216 |
| 0.276 |
| 0.206 |
| 0.192 |
| 0.158 |
| 0.138 |
| 0.120 |
| 0.105 |
| 0.091 |
| 0.080 |
| 0.069 |
| 0.060 |
| 0.053 |
| 0.046 |
| 0.040 |
| 1.1-1-TCA Tugl |

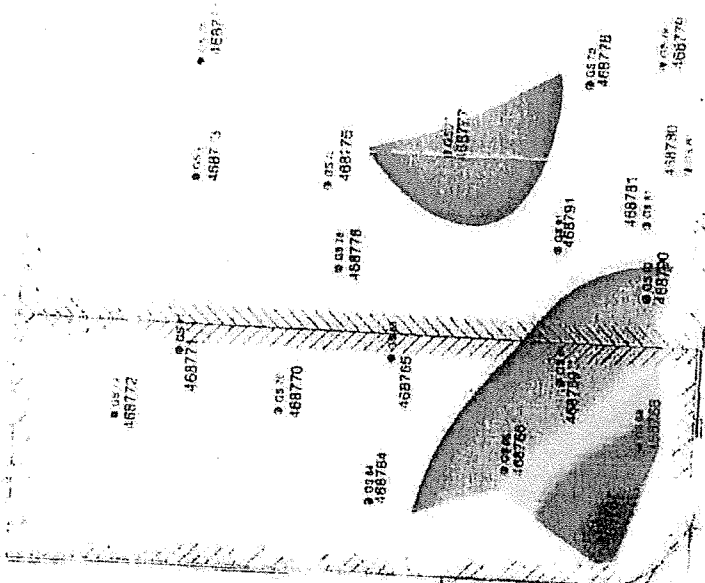


Figure 5-8b
TCA in Gore Soma's Plant and Plant 2 Campov

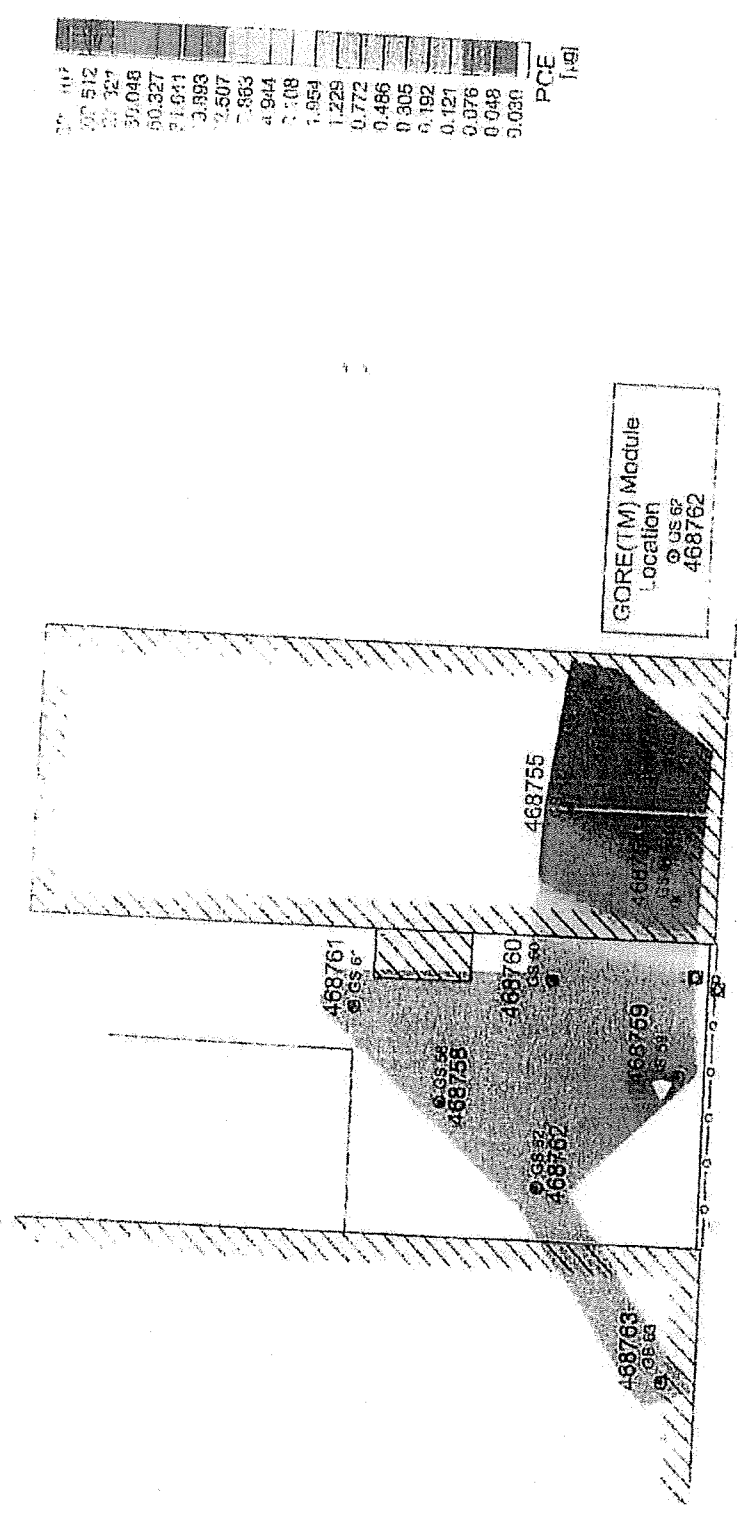
Capital Industries
Seattle, Washington

40 AVENUE B

CORE/TM Module
Localities
U.S.A.
160774

From this figure please take the following data for the following locations:
Monitoring Point 1, 2, 3, 4, 5, 6, 7, 8, 9, 10, 11, 12, 13, 14, 15, 16, 17, 18, 19, 20, 21, 22, 23, 24, 25, 26, 27, 28, 29, 30, 31, 32, 33, 34, 35, 36, 37, 38, 39, 40, 41, 42, 43, 44, 45, 46, 47, 48, 49, 50, 51, 52, 53, 54, 55, 56, 57, 58, 59, 60, 61, 62, 63, 64, 65, 66, 67, 68, 69, 70, 71, 72, 73, 74, 75, 76, 77, 78, 79, 80, 81, 82, 83, 84, 85, 86, 87, 88, 89, 90, 91, 92, 93, 94, 95, 96, 97, 98, 99, 100, 101, 102, 103, 104, 105, 106, 107, 108, 109, 110, 111, 112, 113, 114, 115, 116, 117, 118, 119, 120, 121, 122, 123, 124, 125, 126, 127, 128, 129, 130, 131, 132, 133, 134, 135, 136, 137, 138, 139, 140, 141, 142, 143, 144, 145, 146, 147, 148, 149, 150, 151, 152, 153, 154, 155, 156, 157, 158, 159, 160, 161, 162, 163, 164, 165, 166, 167, 168, 169, 170, 171, 172, 173, 174, 175, 176, 177, 178, 179, 180, 181, 182, 183, 184, 185, 186, 187, 188, 189, 190, 191, 192, 193, 194, 195, 196, 197, 198, 199, 200, 201, 202, 203, 204, 205, 206, 207, 208, 209, 210, 211, 212, 213, 214, 215, 216, 217, 218, 219, 220, 221, 222, 223, 224, 225, 226, 227, 228, 229, 230, 231, 232, 233, 234, 235, 236, 237, 238, 239, 240, 241, 242, 243, 244, 245, 246, 247, 248, 249, 250, 251, 252, 253, 254, 255, 256, 257, 258, 259, 260, 261, 262, 263, 264, 265, 266, 267, 268, 269, 270, 271, 272, 273, 274, 275, 276, 277, 278, 279, 280, 281, 282, 283, 284, 285, 286, 287, 288, 289, 290, 291, 292, 293, 294, 295, 296, 297, 298, 299, 300, 301, 302, 303, 304, 305, 306, 307, 308, 309, 310, 311, 312, 313, 314, 315, 316, 317, 318, 319, 320, 321, 322, 323, 324, 325, 326, 327, 328, 329, 330, 331, 332, 333, 334, 335, 336, 337, 338, 339, 340, 341, 342, 343, 344, 345, 346, 347, 348, 349, 350, 351, 352, 353, 354, 355, 356, 357, 358, 359, 360, 361, 362, 363, 364, 365, 366, 367, 368, 369, 370, 371, 372, 373, 374, 375, 376, 377, 378, 379, 380, 381, 382, 383, 384, 385, 386, 387, 388, 389, 390, 391, 392, 393, 394, 395, 396, 397, 398, 399, 400, 401, 402, 403, 404, 405, 406, 407, 408, 409, 410, 411, 412, 413, 414, 415, 416, 417, 418, 419, 420, 421, 422, 423, 424, 425, 426, 427, 428, 429, 430, 431, 432, 433, 434, 435, 436, 437, 438, 439, 440, 441, 442, 443, 444, 445, 446, 447, 448, 449, 450, 451, 452, 453, 454, 455, 456, 457, 458, 459, 460, 461, 462, 463, 464, 465, 466, 467, 468, 469, 470, 471, 472, 473, 474, 475, 476, 477, 478, 479, 480, 481, 482, 483, 484, 485, 486, 487, 488, 489, 490, 491, 492, 493, 494, 495, 496, 497, 498, 499, 500, 501, 502, 503, 504, 505, 506, 507, 508, 509, 510, 511, 512, 513, 514, 515, 516, 517, 518, 519, 520, 521, 522, 523, 524, 525, 526, 527, 528, 529, 530, 531, 532, 533, 534, 535, 536, 537, 538, 539, 540, 541, 542, 543, 544, 545, 546, 547, 548, 549, 550, 551, 552, 553, 554, 555, 556, 557, 558, 559, 560, 561, 562, 563, 564, 565, 566, 567, 568, 569, 570, 571, 572, 573, 574, 575, 576, 577, 578, 579, 580, 581, 582, 583, 584, 585, 586, 587, 588, 589, 590, 591, 592, 593, 594, 595, 596, 597, 598, 599, 600, 601, 602, 603, 604, 605, 606, 607, 608, 609, 610, 611, 612, 613, 614, 615, 616, 617, 618, 619, 620, 621, 622, 623, 624, 625, 626, 627, 628, 629, 630, 631, 632, 633, 634, 635, 636, 637, 638, 639, 640, 641, 642, 643, 644, 645, 646, 647, 648, 649, 650, 651, 652, 653, 654, 655, 656, 657, 658, 659, 660, 661, 662, 663, 664, 665, 666, 667, 668, 669, 670, 671, 672, 673, 674, 675, 676, 677, 678, 679, 680, 681, 682, 683, 684, 685, 686, 687, 688, 689, 690, 691, 692, 693, 694, 695, 696, 697, 698, 699, 700, 701, 702, 703, 704, 705, 706, 707, 708, 709, 710, 711, 712, 713, 714, 715, 716, 717, 718, 719, 720, 721, 722, 723, 724, 725, 726, 727, 728, 729, 730, 731, 732, 733, 734, 735, 736, 737, 738, 739, 740, 741, 742, 743, 744, 745, 746, 747, 748, 749, 750, 751, 752, 753, 754, 755, 756, 757, 758, 759, 760, 761, 762, 763, 764, 765, 766, 767, 768, 769, 770, 771, 772, 773, 774, 775, 776, 777, 778, 779, 780, 781, 782, 783, 784, 785, 786, 787, 788, 789, 790, 791, 792, 793, 794, 795, 796, 797, 798, 799, 800, 801, 802, 803, 804, 805, 806, 807, 808, 809, 810, 811, 812, 813, 814, 815, 816, 817, 818, 819, 820, 821, 822, 823, 824, 825, 826, 827, 828, 829, 830, 831, 832, 833, 834, 835, 836, 837, 838, 839, 840, 841, 842, 843, 844, 845, 846, 847, 848, 849, 850, 851, 852, 853, 854, 855, 856, 857, 858, 859, 860, 861, 862, 863, 864, 865, 866, 867, 868, 869, 870, 871, 872, 873, 874, 875, 876, 877, 878, 879, 880, 881, 882, 883, 884, 885, 886, 887, 888, 889, 890, 891, 892, 893, 894, 895, 896, 897, 898, 899, 900, 901, 902, 903, 904, 905, 906, 907, 908, 909, 910, 911, 912, 913, 914, 915, 916, 917, 918, 919, 920, 921, 922, 923, 924, 925, 926, 927, 928, 929, 930, 931, 932, 933, 934, 935, 936, 937, 938, 939, 940, 941, 942, 943, 944, 945, 946, 947, 948, 949, 950, 951, 952, 953, 954, 955, 956, 957, 958, 959, 960, 961, 962, 963, 964, 965, 966, 967, 968, 969, 970, 971, 972, 973, 974, 975, 976, 977, 978, 979, 980, 981, 982, 983, 984, 985, 986, 987, 988, 989, 990, 991, 992, 993, 994, 995, 996, 997, 998, 999, 1000

Environmental
Consulting
Services, Inc.



| | |
|------|-----|
| 30 | 107 |
| 30 | 512 |
| 30 | 327 |
| 30 | 048 |
| 60 | 327 |
| 21 | 511 |
| 3 | 893 |
| 12 | 507 |
| 7 | 863 |
| 4 | 944 |
| 2 | 108 |
| 1 | 954 |
| 1 | 229 |
| 0 | 772 |
| 0 | 486 |
| 0 | 305 |
| 0 | 192 |
| 0 | 121 |
| 0 | 076 |
| 0 | 048 |
| 0 | 030 |
| PCE | |
| [in] | |

GORE(TM) Module
Location
① US 62
468762

5 1994L20 91

with all the data and information that we have collected for you. As a result, we are providing you with a more complete and accurate picture of your project.

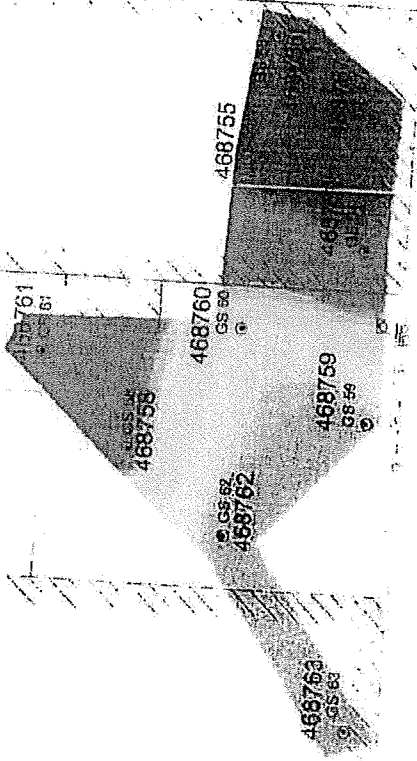
Environmental Consulting Services Inc.

Capital Institute
Seattle, Washington

Figure 5.2a
PCE in GORE Submersible Plant and Plant at Canyon

| |
|---------|
| 371.535 |
| 227.374 |
| 39.027 |
| 85.545 |
| 32.024 |
| 31.924 |
| 18.467 |
| 11.908 |
| 7.285 |
| 4.456 |
| 2.726 |
| 1.667 |
| 1.020 |
| 0.624 |
| 0.382 |
| 0.238 |
| 0.143 |
| 0.087 |
| 0.053 |
| 0.033 |
| 0.020 |
| TCE |
| (19) |

GORE(TM) Module
 Location
 GS 52
 468762



5 4046 00 5

Capital Industries
 Seattle Washington

Notes: This figure is for informational purposes only. It is not intended to be used for any other purpose. The information is provided as is and is not to be relied upon for any legal or financial purposes.

Environmental
 Consulting
 Services, Inc.

4000 1st Ave
 Seattle, WA 98101

Figure 5.7b
 TCE Module Storage Plant & anc. Plant & Camp